

ISUZU
TRUCKS
&
PRIME MOVERS

Trucks for life
ISUZU

ISUZU F SERIES

TRUCKS & PRIME MOVERS



EURO II
TECHNOLOGY

FVR90 | 4x2, 6x2 | Rigid

FVR34 | 4x2, 6x2 | Rigid & Prime Mover

FVZ34 | 6x4 | Rigid & Prime Mover



GHANDHARA
INDUSTRIES LIMITED

ISUZU F SERIES

The ISUZU F-Series Trucks & Prime Movers are a conceptualisation of Isuzu 'See' Technology (Safety, Economy, Environment). The result is the state-of-the-art and advanced technology in futuristic styling, superior fuel economy, cargo handling, comfort, safety and body-mountability.

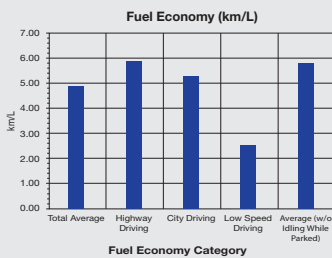
*DRM FACILITY (Data Record Module)

DRM shows the status of:

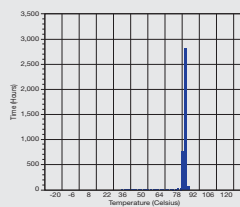
- Fuel consumption report
- Engine condition and temperature history
- Driver operating habits
- Brake usage history and many more

MANAGE RISK AND PROTECT YOUR TRUCK INVESTMENT

FUEL ECONOMY REPORT



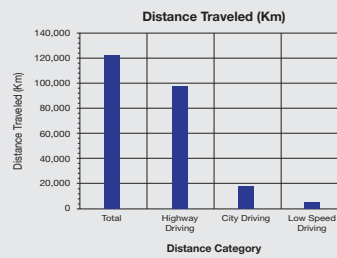
ENGINE COOLANT TEMPERATURE FREQUENCY (CELSIUS)



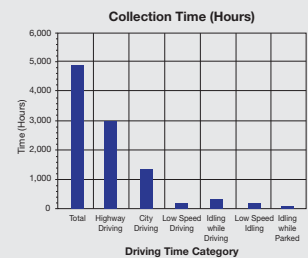
Fuel Economy	(km/L)
Total Average	4.86
Highway Driving	5.88
City Driving	5.27
Low Speed Driving	2.48
Average (w/o Idling While Parked)	5.8

LEARN HOW YOUR TRUCK IS DRIVEN

DISTANCE TRAVELED REPORT



COLLECTION TIME REPORT



Distance Traveled	(Km)
Total	122,067
Highway Driving	98,045
City Driving	18,013
Low Speed Driving	6,009

Collection Time	(Hours)
Total	4,869
Highway Driving	2,976
City Driving	1,300
Low Speed Driving	70
Idling while Driving	317
Low Speed Idling	110
Idling while Parked	99

Obtain the Vehicle Health Report in a Moment.

* Available at all 3S dealership

TESTED & TRUSTED • Proven Durability • Fuel Efficient • Low Maintenance Cost

ISUZU YOUR RESPONSIBLE PARTNER



IDEAL FOR HEAVY LOAD
FVZ234 280 PS

BIG POWER FROM SMALL DISPLACEMENT
FVR90 210 PS

A TRUCK FOR EVERY APPLICATION



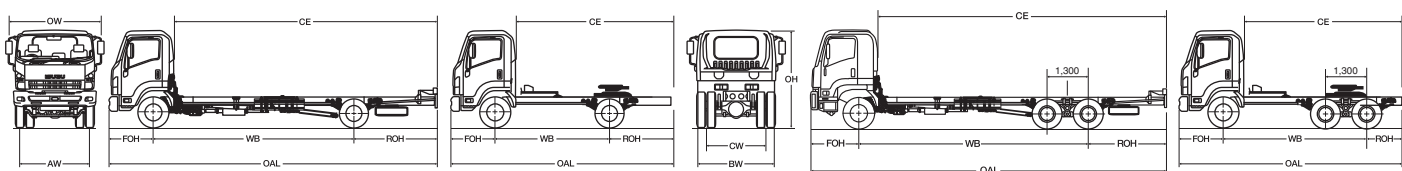
Available Colors The actual colors of vehicle may vary from the colors shown.

SPECIFICATIONS

Trucks for life
ISUZU

WEIGHT & ENGINE									
Model	FVR90			FVR34			FVZ34		
	Rigid	Rigid	Rigid	Rigid	Prime Mover	Rigid	Prime Mover		
Drive	4 x 2	6 x 2	4 x 2	6 x 2	4 x 2	6 x 2	6 x 4	6 x 4	
Gross vehicle Weight (GVW/GCW) Kg	18000	28500	18000	30000	40000	60000	32000	60000	
Engine Type	4HK1			6HK1					
	4 Cycle, OHC, 16 valves Common Rail Direct Injection, Water Cooled, Turbo Intercooler			4 Cycle, OHC, 24 valves Common Rail Direct Injection, Water Cooled, Turbo Intercooler					
No. of Cylinder	4			6					
Displacement (cc)	5193			7790					
Max. Output PS/rpm	210/2600			240/2400			280/2400		
Max. Torque kgm/rpm	72/1600			72/1450			90/1450		
Emission Standard	Euro II								
CHASSIS									
Clutch	Type	Dry single plate, hydraulic with cushioning spring with Air Actuator							
Transmission	Type	MZW, 6 forward 1 reverse	MLD7R, 7 forward 1 reverse			ZF, with 'C' Gear, 8 forward 1 reverse			
Transmission Ratio		1st: 6.615, 2nd: 4.095, 3rd: 2.358	1st: 8.181, 2nd: 5.167, 3rd: 3.333 4th: 2.105,			Low: 12.728, 1st: 8.829, 2nd: 6.281, 3rd: 4.644			
		4th: 1.532, 5th: 1.000, 6th: 0.722	5th: 1.347, 6th: 1.000 7th: 0.863, Rev: 8.307			4th: 3.478, 5th: 2.538, 6th: 1.806, 7th: 1.335			
		Rev: 6.615	* Optional with ZF-DD			8th: 1.000, Rev: 12.040			
Brakes	Service	Air Over Hydraulic			Full Air Brake (Wedge type with auto adjuster)				
	Parking	Drum Brake			Spring actuator at rear wheels				
	Auxiliary	Exhaust brake with pneumatic control							
Steering	Type	Power Steering							
Axle	Front	Type	Reverse Elliot I Section						
	Rear	Type	Banjo Fully Floating				Banjo Fully Floating with internal differential lock		
Suspension	Front	Semi-elliptical alloy steel leaf springs Shackle type with hydraulic double acting telescopic shock absorber							
	Rear	Semi-elliptical alloy steel leaf springs	Semi-elliptical alloy steel leaf springs with shackle			Semi-elliptical alloy steel leaf springs trunnion type - Reinforced suspension system			
Frames	Type	Ladder type channel section with reinforcement							
Tires	Size	11.00 x 20 - 16 PR							
	Studs	10 studs							
Electrical System	Battery	2 x 12V							
	Alternator	24V / 50 Amp							
Fuel Tank	Capacity	200 Liter			400 Liter				
Cab	Type	All steel, tiltable cab							
Paint		E.D. Paint (Electro Deposit)							

CHASSIS DIMENSION										units: mm		
Model	Drive	Horse Power	GVW/GCW (kg)	Wheel Base (WB)	Overall Length (OAL)	Overall Width (OW)	Overall Height (OH)	Tread (FT/RR) (AW/CW)	Overhang (FT/RR) (FOH/ROH)	Road Clearance	Cabin to Rear End (CE)	
FVR90	Rigid	4x2	210	18000	4650	7955	2400	2880	1970/1845	1440/1865	280	5890
FVR90	Rigid	6x2	210	28500	4650+1300	9066	2400	2880	1970/1845	1440/1676	280	7000
FVR34	Rigid	4x2	240	18000	4650	7955	2400	2880	1970/1845	1440/1865	280	5890
FVR34	Rigid	6x2	240	30000	4650+1300	9066	2400	2880	1970/1845	1440/1676	280	7000
FVR34	Prime Mover	4x2	240	40000	3650	6330	2400	2880	1970/1845	1440/1220	280	-
FVR34	Prime Mover	6x2	240	60000	3350+1300	6910	2400	2800	1970/1845	1440/820	280	-
FVZ34	Rigid	6x4	280	32000	4160+1300	8800	2400	2800	1970/1845	1440/1900	280	6730
FVZ34	Prime Mover	6x4	280	60000	3350+1300	6910	2400	2800	1970/1845	1440/820	280	-



Gandhara Industries Limited reserves the right to alter any details of specifications and equipment without notice. Vehicles shown and specifications mentioned herein may vary from models and equipment available.

Trucks for life
ISUZU



▼ VISIT US AT THE FOLLOWING LOCATIONS

HEAD OFFICE:

F-3, Hub Chauki Road, S.I.T.E., Karachi-75730, Pakistan.
Tel: 021-38709000 (30 Lines), 32560083-6, 32588708
Fax: 021-32560090, 32564458 UAN: 111-445-111
Email: sales@gil.com.pk URL: www.gil.com.pk



REGIONAL OFFICES:

LAHORE	Tel: 042-37421985-86-87	
RAWALPINDI	Tel: 051-5465898	Fax: 051-5468512
MULTAN	Tel: 061-6513913	Fax: 061-6513913

AUTHORIZED '3S' DEALERS

ISLAMABAD

ISUZU Federal Motors
Tel: 051-2226970-72
Cell: 0321-5008180, 0300-8562249

LAHORE

ISUZU Ravi Motors
Tel: 042-35299549, 111-700-900
Cell: 0320-1415288

KARACHI

ISUZU Karachi Motors
Tel: 021-34937733, 34933775, 34934423
Cell: 0333-2108966, 0321-2626955

KARACHI

ISUZU Razmak Motors
Tel: 021-34948181, 34948282, 34941818
Cell: 0322-2278910

QUETTA

ISUZU Balochistan Motors
Tel: 081-2834517
Cell: 0333-7814202

PESHAWAR

ISUZU Peshawar Motors
Tel: 091-2262188
Cell: 0347-3737304, 0347-3737312, 0323-9517690

GUJRANWALA

ISUZU Gujranwala Motors
Tel: 055-4290193
Cell: 0300-9388531

MULTAN

ISUZU Multan Motors
Tel: 061-4553237, 4555048
Cell: 0300-8638389

FAISALABAD

ISUZU Faisalabad Motors
Tel: 041-2423881
Cell: 0300-7440046

QUETTA

ISUZU Quetta Motors
Tel: 081-2672222
Cell: 0333-7874695, 0323-3345333